



aerospace
climate control
electromechanical
filtration
fluid & gas handling
hydraulics
pneumatics
process control
sealing & shielding



MAC Series

Air Oil Cooler with AC motor for Marine Applications



ENGINEERING YOUR SUCCESS.

Description

The MAC series is engineered for Marine offshore applications and provides cooling capacity up to 300 kW. Corrosion resistance meets C5M-M requirements in accordance with ISO 12944.

The MAC Series benefits from Parker's experience and knowledge in cooling and has been specially developed to withstand the most challenging environments. Its robust design provides extended availability and reduced maintenance which is especially critical for applications in remote or hard to reach locations.

Efficiency

The MAC air oil cooler provides high performance cooling with a maximum cooling capacity of 300kW, providing efficient and cost saving cooling solutions for hydraulic systems.

Sustainability

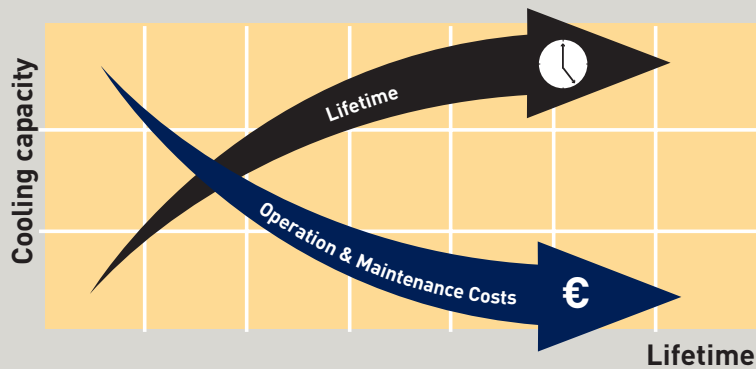
The MAC series is REACH/RoHs compliant and offers low noise levels making it more environmentally and user friendly.

Flexibility

Parker offer a complete cooler and accessories range with a wide selection of cooling capacities and sizes to suit every hydraulic systems.

Benefits

The MAC air oil cooler series has been specially engineered for installation in highly corrosive environments and offers enhanced longevity due to its state of the art design and coating technology for corrosion resistance.



Applications

Parker coolers are used in a broad variety of applications. Below are several examples of applications in which the cooler products can be utilized, however please contact us for more information.

MARINE

- **Deck Machinery**
Winches
Shark Jaws & Guide Pins
- **Ship Equipment**
Steering Gear
Hydraulic Power Units
- **Cargo Handling**
Ship Cranes
Hatch Covers

WIND POWER

- **Turbine**
Generator and Electrical
Cabinet Gear Box

The new MAC Series combines high-performance, efficient fluid cooling with unrivalled corrosion resistance to offer a dependable solution for challenging nearshore and offshore marine applications.

SECURE INSTALLATION

- **Safe and secure lifting** points.
- Console with cable clamp holes for safe and easy wiring of motor with no extra drilling or welding required.
- Rounded feet prevent damage to installation and provide corrosion protection when positioning cooler.
- Installation manual provided with all products giving **safe handling** information and installation guidance for the cooler.

SIMPLIFIED MAINTENANCE

- Parts painted prior to manufacture and assembled with A4 stainless steel fasteners to allow disassembly and reassembly without compromising corrosion protection.
- Reduced number of components to minimise mechanical interferences and give **simplified** spare parts list for **maintenance** teams.

OPERATIONAL EXCELLENCE

- **Corrosion resistance qualified** 720 hours for offshore in neutral salt spray test to ISO 9227
- Optimised drainage to avoid corrosion risk from sea water or condensation.
- No gaps or sharp edges prevent corrosion initiation or paint removal risks.
- Tropicalized paint protection inside housing and connection box to ensure harsh environment performance.

COOL UNDER PRESSURE

- Cooling capacity up to 300kW.
- Maximum operating pressure 21 bar.
- **REACH & RoHS compliant.**
- Safety Machinery to ISO 12100, ISO 4413 and ISO 13857.
- LVD and EMC compliant.



Specification of Parts & Components

Design and coating technology tested and approved on specially designed test pieces in an external certified test laboratory. The MAC Series benefits from Parker’s experience and knowledge in cooling technologies

coupled with state of the art design and coating technology for corrosion protection.

Continuous and grinded welds for optimized coating adhesion

A4 stainless steel plugs and fasteners

One piece fan guard – motor bracket with reduced air resistance

Drainage holes in fan house to avoid the collection of water

Lifting eyes are included as standard.


Fewer welds for greater mechanical strength and coating adhesion

Tropicalized painting inside motor and connection box

Electrical motor with A4 stainless steel fasteners and equipped with heater

Fan with anodized aluminium boss

No sharp edges for long lasting coating



Category	Coating	Motor	Additional Treatments
Offshore C5M-M	Approved 720 hours Neutral Salt Spray test (EN ISO 9227) by certified test laboratory	Cast iron housing, Stainless steel shaft, IP56, A4 Fasteners, Tropicalized painting	Fasteners are additionally treated with corrosion prevention

MAC Code Key

Type: **MAC 076 6 A O 00 000 0 0 0 S 00 00**

Series

Cooler Size

007, 011, 016, 023, 033, 044, 056,
076, 110, 113, 200, 214

Number of poles

4, 6 & 8

Voltage and Frequency

A – 230/400V 50Hz X – Motor for special voltage or
B - 265/460V 60 Hz frequency.
E – 500V 60Hz
F – 400/690V 50Hz For other options please contact Parker
G - 525V 50Hz for assistance. All motors apply to IEC
H – 575V 60Hz 60034, IEC 60072 and EN 50347
I – 690V 60Hz

Applications

O – Offshore C5M-M

Thermo contact

00 – No thermo contact
40 – 40°C
50 – 50°C
60 – 60°C
70 – 70°C
80 – 80°C
90 – 90°C
TP – Minimes connector

Cooler Matrix

000 – Standard
Built-in, pressure-controlled bypass, single-pass (up to size 78)
S10 – 1bar S30 – 3bar S60 – 6bar
S20 – 2bar S50 – 5bar S80 – 8bar
Built-in, pressure-controlled bypass, single-pass. Hose type (Size 110-214)
H10 – 1bar H30 – 3bar H60 – 6bar
H20 – 2bar H50 – 5bar H80 – 8bar
Built-in temperature and pressure-controlled bypass, single-pass (up to size 78)
S24 – 40°C 2,2bar S26 – 60°C 2,2bar S28 – 80°C 2,2bar
S25 – 50°C 2,2bar S27 – 70°C 2,2bar S29 –90°C 2,2bar

Special features

00 – Standard
Other contact Division

Color

00 - RAL 9005, Jet Black
01 - RAL 9010, Pure White
03 - RAL 9002, Grey White
Other contact Division

Fan

S – Suction fan PPG
Other contact Division

Matrix guard

0 – Nothing
D – Dust guard
S – Stone guard
P – Dust & stone guards

Matrix Mounting

0 – Standard
Other contact Division

Connectors

0 – Standard BSPP
C – SAE 2”
D – SAE 2 1/2”

Offshore Applications

C5M-M (Approved 720 Hours level according to Salt Spray Test - ISO 9227)

Max static pressure: 21 bar

Max Dynamic pressure: 14 bar **

Standard Voltage: 230/400V (±5%), 50Hz

Fluid Type: Mineral Oil Or Water/Glycol

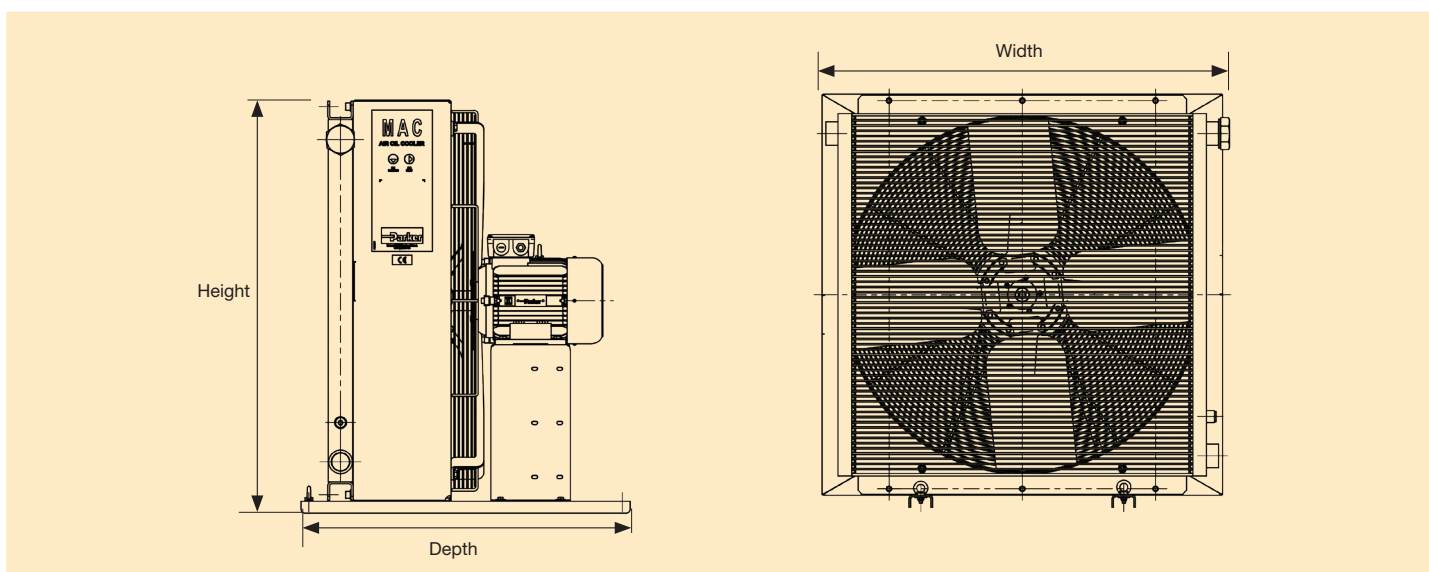
Standard Colour: Jet Black (RAL 9005)

** Tested in accordance with ISO/DIS 10771-1

Part Number	Type	Size	Motor Type Asynchronous Motor	Rated Flow Rate (lpm)	Maximum Cooling Capacity (kW/°C)	*Noise Level (dB(A))	Port Size (inch)	Motor Output (kW)	Height (mm)	Width (mm)	Depth (mm)	Weight (kg)
58310007600	MAC0074AO00000000S0000	007	4-Pole	130	0,15	62	G1	0,25	345	365	510	25.7
58310011600	MAC0114AO00000000S0000	011	4-Pole	150	0,38	67	G1	0,25	470	440	510	30
58310016600	MAC0164AO00000000S0000	016	4-Pole	200	0,6	70	G1	0,37	526	496	510	40
58310023600	MAC0234AO00000000S0000	023	4-Pole	200	0,8	76	G1	0,75	610	580	510	50
58310033600	MAC0334AO00000000S0000	033	4-Pole	300	1,2	84	G1	2,2	722	692	618	88
58310044600	MAC0444AO00000000S0000	044	4-Pole	300	1.4	85	G1 1/4	2,2	866	692	643	93
58310056600	MAC0564AO00000000S0000	056	4-Pole	300	1.7	84	G1 1/4	3,0	898	868	668	111
58310076600	MAC0766AO00000000S0000	076	6-Pole	400	1.95	86	G1 1/2	2,2	1052	1022	710	151
58310110600	MAC1106AO00000000S0000	110	6-Pole	400	2.3	90	G2	5,5	1215	1185	785	194
58310113150	MAC1138AO00000000S0000	113	8-Pole	500	3.4	88	G2	2,2	1215	1200	871	288
58310113600	MAC1136AO00000000S0000	113	6-Pole	500	4.3	88	G2	5,5	1215	1200	871	288
58310200600	MAC2008AO00000000S0000	200	8-Pole	1000	5.5	92	G2	11	1630	1510	1006	408
58310214600	MAC2146AO00000000S0000	214	6-Pole	1000	8	92	G2	11	1630	1510	1006	423

*= Acoustic pressure level LpA dB(A) 1m. Noise level tolerance ± 3 dB(A).

Cooler with console



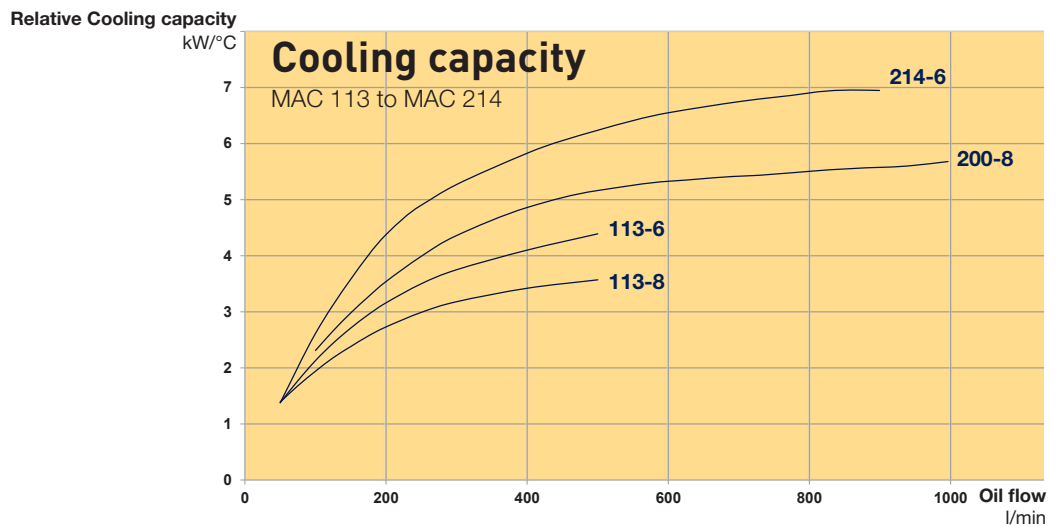
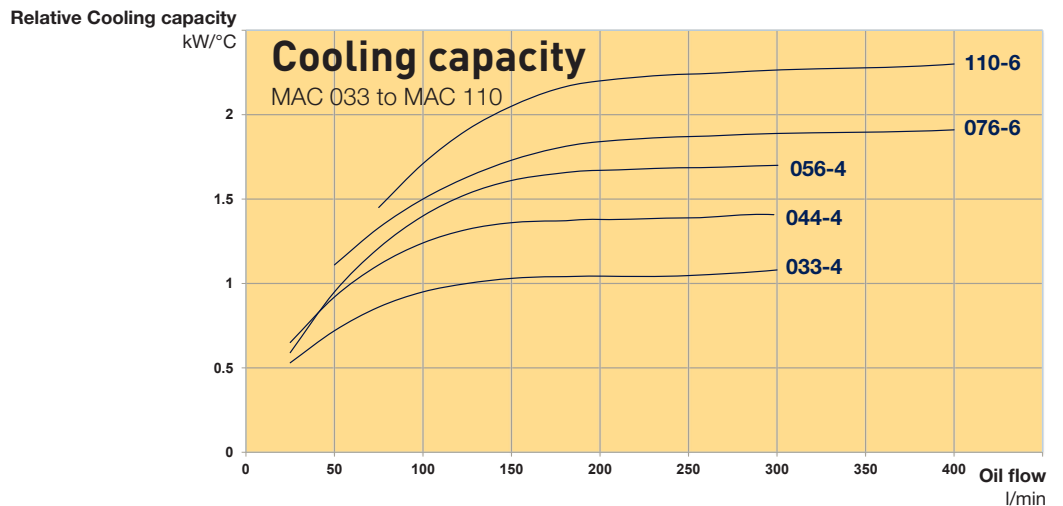
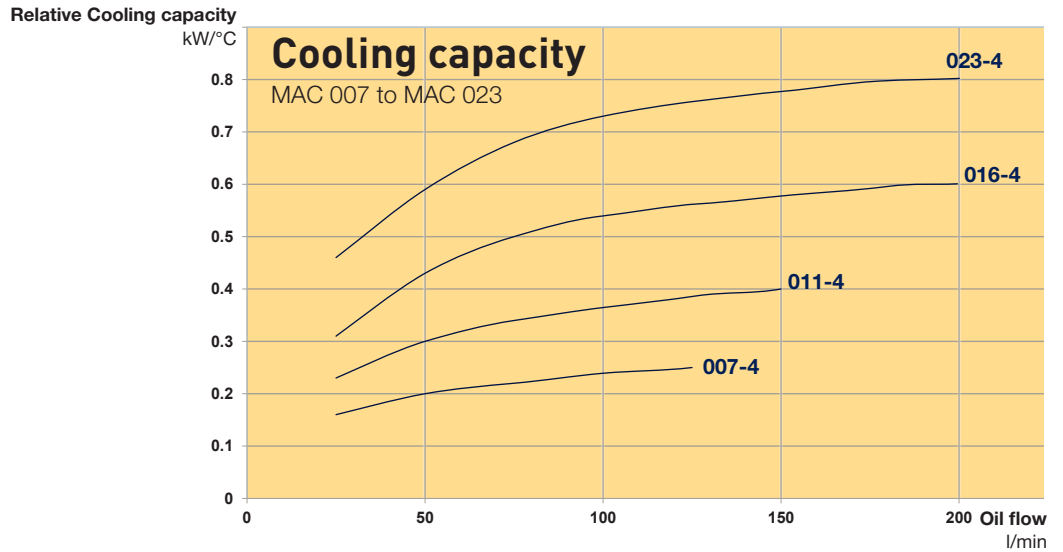
Parker offers an extensive range of options therefore please contact your local Parker sales company for any other requirements.

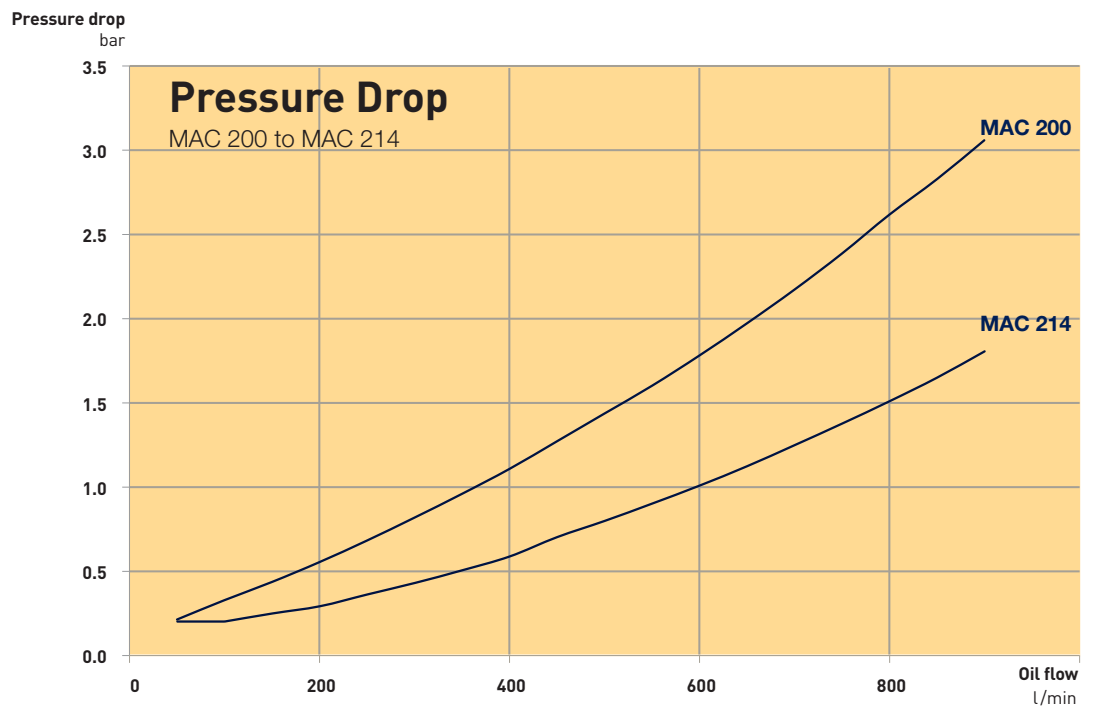
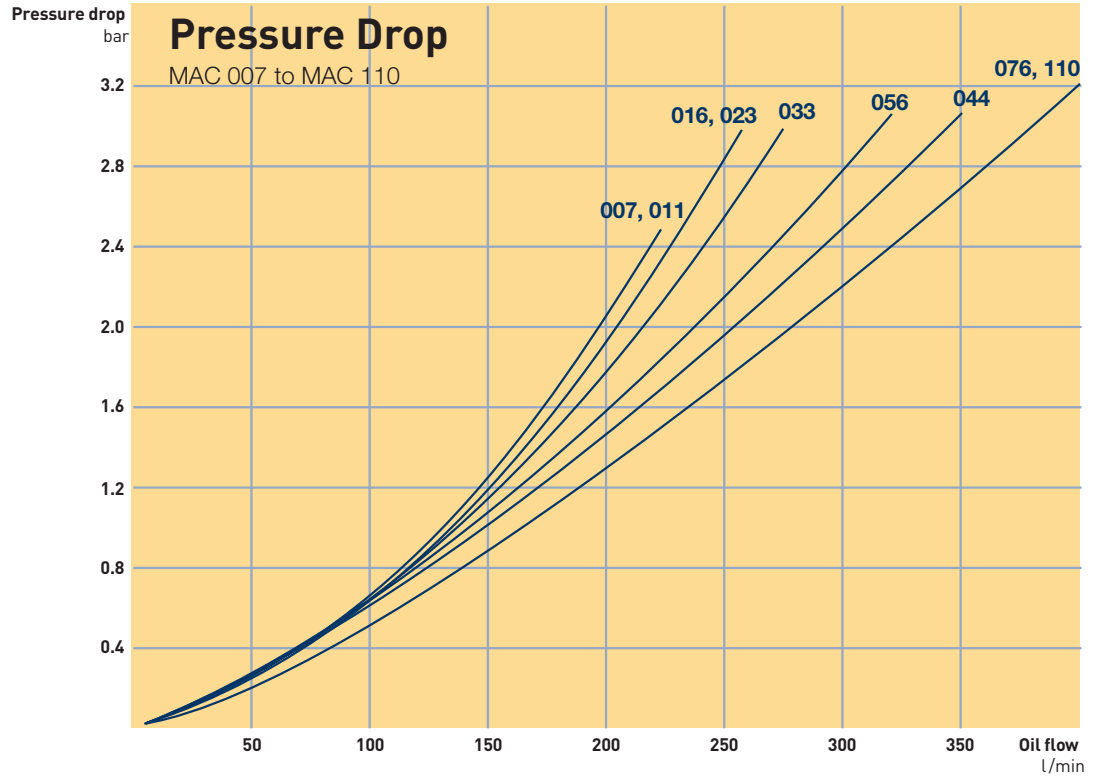
For easy configuration, click [here](#) for the MAC's product page on [parker.com](#).



Cooling Performance

The cooling capacity curves are based on the inlet oil temperature and the ambient air temperature. An oil temperature of 60°C and an air temperature of 20°C produce a temperature difference of 40°C. Multiply by kW/°C for total cooling capacity according to the European Standard EN 1048:1998.





Take the Next Step


- choose the right accessories

Supplementing a hydraulic system with a cooler, cooler accessories and an accumulator gives you increased availability and a longer useful life, as well as lower service and repair costs.

All applications and operating environments are unique. A well-planned choice of the following accessories can thus further improve your hydraulic system.

Please contact Parker Hannifin for guidance and information.



With our specialist expertise, industry knowledge and advanced technology, we can offer a range of different solutions for coolers and accessories to meet your requirements.



Lifting eyes - included as standard
For safe and simple handling during installation and relocation - only used for installation and maintenance



Thermo contact
Sensor with fixed set point, for temperature warnings. Can be used for more cost-efficient operation and better environmental consideration through the automatic control of the fan motor, either on or off.



Stone guard/Dust guard
In dirty environments a dust guard prevents the matrix from getting clogged by medium and large size particles or chips and allows easier maintenance. The Stone guard protects the matrix from damage by projectiles. When shielded, the cooler is protected in the toughest conditions and the risk of unscheduled maintenance is reduced to a minimum.



Temperature-controlled bypass valve *Integrated*
Allows the oil to bypass the cooler matrix if the pressure drop is higher than 2,2 bar or less than the chosen temperature. The bypass closes when the oil temperature increases. Different closing temperatures available. Available for singlepass or two-pass matrix design



Online Support

www.parker.com/acde

You can find the latest product information on the Parker website, parker.com/acde. Designed to be accessible via desktops, tablets and smart phones you can download cooler sizing software, brochures,

manuals and 3D models. All of the latest product news and contact information is also included on the website.

Global Sales Network

Part numbers

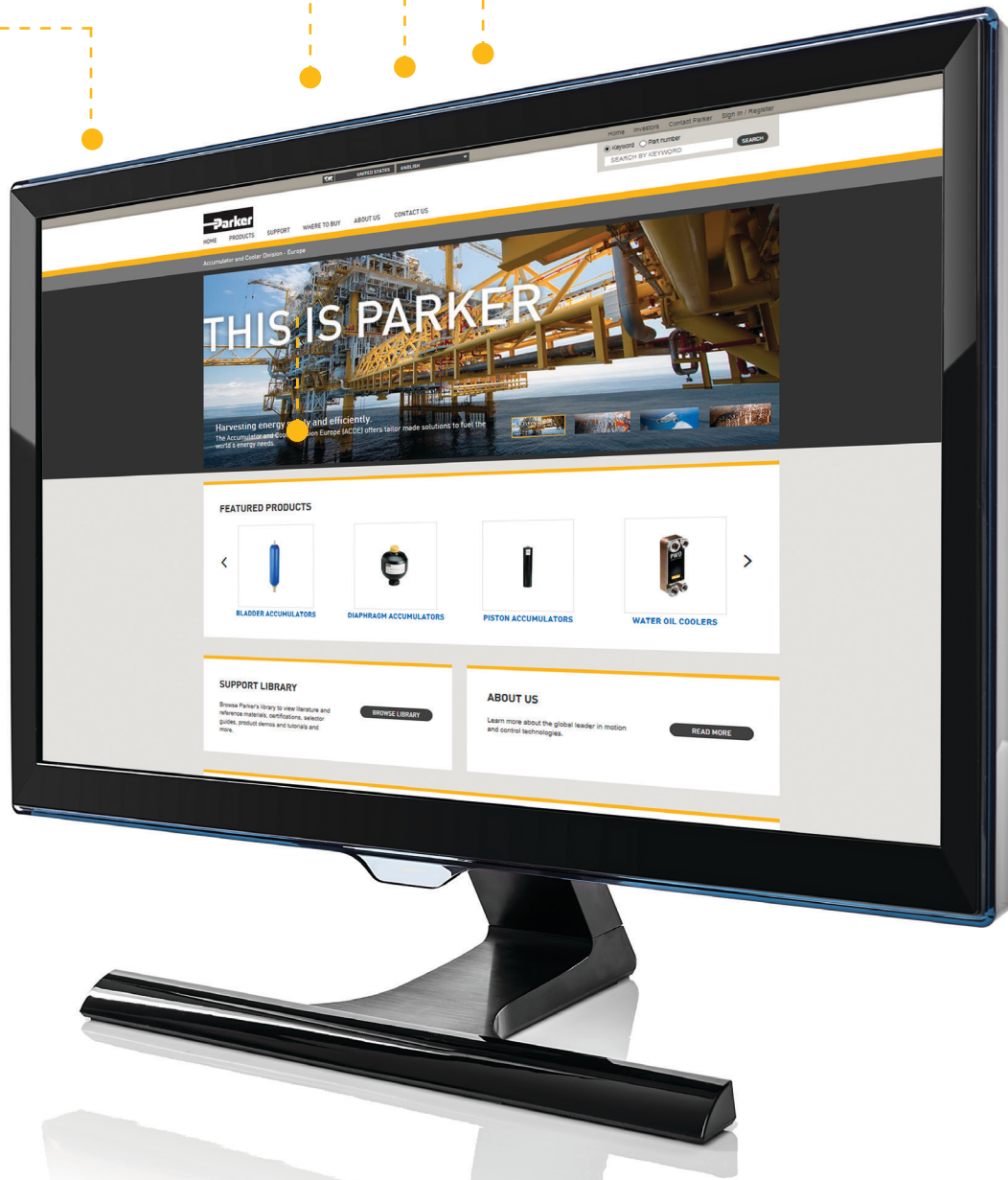
Sizing Software

3D Models

Technical Specification

Brochures

Manuals



Parker Worldwide

Europe, Middle East, Africa

AE – United Arab Emirates,
Dubai
Tel: +971 4 8127100

AT – Austria, St. Florian
Tel: +43 (0)7224 66201

AZ – Azerbaijan, Baku
Tel: +994 50 2233 458

BE/NL/LU – Benelux,
Hendrik Ido Ambacht
Tel: +31 (0)541 585 000

BY – Belarus, Minsk
Tel: +48 (0)22 573 24 00

CH – Switzerland, Etoy
Tel: +41 (0)21 821 87 00

CZ – Czech Republic,
Prague
Tel: +420 284 083 111

DE – Germany, Kaarst
Tel: +49 (0)2131 4016 0

DK – Denmark, Ballerup
Tel: +45 43 56 04 00

ES – Spain, Madrid
Tel: +34 902 330 001

FI – Finland, Vantaa
Tel: +358 (0)20 753 2500

FR – France, Contamine s/Arve
Tel: +33 (0)4 50 25 80 25

GR – Greece
Tel: +30 69 44 52 78 25

HU – Hungary, Budaörs
Tel: +36 23 885 470

IE – Ireland, Dublin
Tel: +353 (0)1 466 6370

IL – Israel
Tel: +39 02 45 19 21

IT – Italy, Corsico (MI)
Tel: +39 02 45 19 21

KZ – Kazakhstan, Almaty
Tel: +7 7273 561 000

NO – Norway, Asker
Tel: +47 66 75 34 00

PL – Poland, Warsaw
Tel: +48 (0)22 573 24 00

PT – Portugal
Tel: +351 22 999 7360

RO – Romania, Bucharest
Tel: +40 21 252 1382

RU – Russia, Moscow
Tel: +7 495 645-2156

SE – Sweden, Borås
Tel: +46 (0)8 59 79 50 00

SL – Slovenia, Novo Mesto
Tel: +386 7 337 6650

TR – Turkey, Istanbul
Tel: +90 216 4997081

UK – United Kingdom, Warwick
Tel: +44 (0)1926 317 878

ZA – South Africa, Kempton Park
Tel: +27 (0)11 961 0700

North America

CA – Canada, Milton, Ontario
Tel: +1 905 693 3000

US – USA, Cleveland
Tel: +1 216 896 3000

Asia Pacific

AU – Australia, Castle Hill
Tel: +61 (0)2-9634 7777

CN – China, Shanghai
Tel: +86 21 2899 5000

HK – Hong Kong
Tel: +852 2428 8008

IN – India, Mumbai
Tel: +91 22 6513 7081-85

JP – Japan, Tokyo
Tel: +81 (0)3 6408 3901

KR – South Korea, Seoul
Tel: +82 2 559 0400

MY – Malaysia, Shah Alam
Tel: +60 3 7849 0800

NZ – New Zealand, Mt Wellington
Tel: +64 9 574 1744

SG – Singapore
Tel: +65 6887 6300

TH – Thailand, Bangkok
Tel: +662 186 7000

TW – Taiwan, Taipei
Tel: +886 2 2298 8987

South America

AR – Argentina, Buenos Aires
Tel: +54 3327 44 4129

BR – Brazil, Sao Jose dos Campos
Tel: +55 080 0727 5374

CL – Chile, Santiago
Tel: +56 22 303 9640

MX – Mexico, Toluca
Tel: +52 72 2275 4200

